

SCAVENGER HUNT

Before we start our scavenger hunt, here are a few important things to remember:

Look, but don't take – Nature is for everyone to enjoy, so we leave everything where we find it. Let's not pick flowers, break branches, or take home anything that belongs here.

Be kind to wildlife – We're visiting their home, so let's make sure we don't disturb animals or their habitats. Look at wildlife from a distance, and be as quiet as we can so they feel safe.

Stay safe – Some plants, insects, and berries might look pretty or interesting but can be dangerous to touch. If you're not sure what something is, please ask before getting too close or handling it.

By following these rules, we can all have fun while keeping nature healthy and safe for the next people who visit!

A bug 	A tree you can hug 	A cow 	A tree stump  <i>Can you count the rings to see how old it is?</i>
A squirrel 	A red leaf 	A river or stream  <i>Can you skim some pebbles?</i>	A mushroom 
A pinecone 	A bridge or stepping stones  <i>Get a photo on it!</i>	A sheep 	A yellow flower 
A bird singing  <i>Do you know what bird it is?</i>	A frog or toad 	A smooth rock 	A signpost 

Thanks for downloading our Scavenger Hunt printable!

Print as A4 and cut along the dotted line. Why not laminate them and re-use them?

To Play: Grab a pen and cross off everything you find on your next walk!

Challenges: Why not take on a challenge?

👂 Listen ★ Record Memories 🖐 Get Hands On



SCAVENGER HUNT







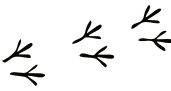









Before we start our scavenger hunt, here are a few important things to remember:

Look, but don't take – Nature is for everyone to enjoy, so we leave everything where we find it. Let's not pick flowers, break branches, or take home anything that belongs here.

Be kind to wildlife – We're visiting their home, so let's make sure we don't disturb animals or their habitats. Look at wildlife from a distance, and be as quiet as we can so they feel safe.

Stay safe – Some plants, insects, and berries might look pretty or interesting but can be dangerous to touch. If you're not sure what something is, please ask before getting too close or handling it.

By following these rules, we can all have fun while keeping nature healthy and safe for the next people who visit!

A bird's nest 	A butterfly 	A horse 	A tree with interesting bark patterns  <i>Make a rubbing of the bark pattern</i>
A rabbit 	A stick shaped like a letter  <i>Can you find something on your walk that begins with the same letter?</i>	Animal or bird tracks 	A puddle 
An acorn 	Find a leaf bigger than your hand 	Fallen trees or logs  <i>Take a family selfie by it!</i>	A pink flower 
The sound of wind through trees  <i>What does it sound like to you?</i>	A green leaf 	A sparkly rock 	A feather 

Thanks for downloading our Scavenger Hunt printable!

Print as A4 and cut along the dotted line. Why not laminate them and re-use them?

To Play: Grab a pen and cross off everything you find on your next walk!

Challenges: Why not take on a challenge?

👂 Listen ★ Record Memories 🖐 Get Hands On

